

4 A301 BLOCK A SIDE 2 ELEVATION
SCALE: 1:100 REF DWG: A201

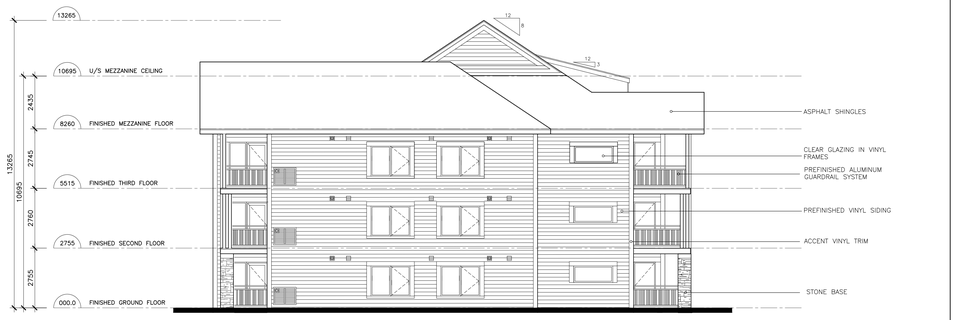

3 A301 BLOCK A SIDE 1 ELEVATION
SCALE: 1:100 REF DWG: A201



2 A301 BLOCK A REAR ELEVATION
SCALE: 1:100 REF DWG: A201



1 A301 BLOCK A FRONT ELEVATION
SCALE: 1:100 REF DWG: A201

ALL DRAWINGS ARE THE PROPERTY OF THE ARCHITECT AND MUST BE RETURNED ON REQUEST.

THE CONTRACTOR SHALL CHECK ALL DIMENSIONS AND REPORT DISCREPANCIES TO THE ARCHITECT.

ALL DIMENSIONS ARE GIVEN IN MILLIMETRES UNLESS OTHERWISE INDICATED.

DO NOT SCALE DRAWINGS.

REVISIONS AND DISTRIBUTION LOG

No.	Date	Note
1	2019/02/04	ISSUED FOR SITE PLAN APPROVAL
2	2021/04/05	RE-ISSUED FOR SITE PLAN APPROVAL

247 Spadina Avenue, 4th floor
Toronto, Ontario
M5T 3A8
www.smvarch.com

T 416.506.1600 F 416.506.0956

ONTARIO ASSOCIATION OF ARCHITECTS
DANIEL L. COWLING
LICENCE
5403

Project:
WYLDEWOOD CREEK
DESIGN DEVELOPMENT

COLLINGWOOD ONTARIO

Drawing Title:
EXTERIOR ELEVATIONS - BLOCK A

Drawn By:	Checked By:	Date Checked:	Project No.:
	CMV		18A143
Date Plotted:			Scale:
Apr 05, 2021 - 2:12pm			AS NOTED
Drawing No.:			Revision No.:
A301			2

FILE NAME: S:\2018 Projects\18A143 - Wyldewood Creek\Design Dwgs\Arch\ELEVATIONS\XREFs\18A143-ELEV BLOCK A.dwg



4 A302 BLOCK B SIDE 2 ELEVATION
SCALE: 1:100 REF DWG: A201

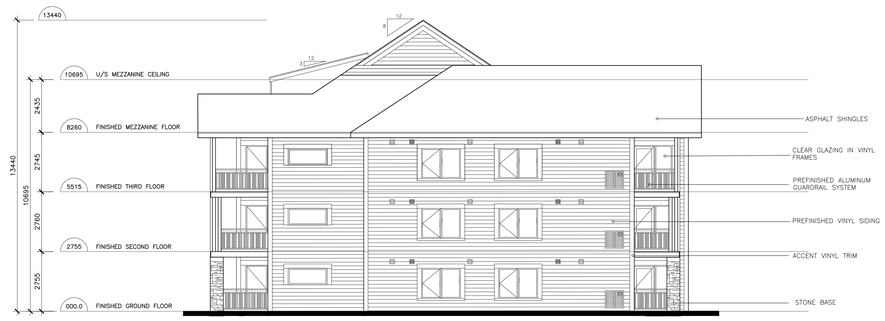

3 A302 BLOCK B SIDE 1 ELEVATION
SCALE: 1:100 REF DWG: A201



2 A302 BLOCK B REAR ELEVATION
SCALE: 1:100 REF DWG: A201



1 A302 BLOCK B FRONT ELEVATION
SCALE: 1:100 REF DWG: A201

ALL DRAWINGS ARE THE PROPERTY OF THE ARCHITECT AND MUST BE RETURNED ON REQUEST.

THE CONTRACTOR SHALL CHECK ALL DIMENSIONS AND REPORT DISCREPANCIES TO THE ARCHITECT.

ALL DIMENSIONS ARE GIVEN IN MILLIMETRES UNLESS OTHERWISE INDICATED.

DO NOT SCALE DRAWINGS.

REVISIONS AND DISTRIBUTION LOG

No.	Date	Note
1	2019/02/04	ISSUED FOR SITE PLAN APPROVAL
2	2021/04/05	RE-ISSUED FOR SITE PLAN APPROVAL

247 Spadina Avenue, 4th floor
Toronto, Ontario
M5T 3A8
www.smvarch.com
T 416.508.1800 F 416.506.0956

ONTARIO ASSOCIATION OF ARCHITECTS
DANIEL L. COWLING
LICENCE
5403

Project:
WYLDEWOOD CREEK
DESIGN DEVELOPMENT

COLLINGWOOD ONTARIO

Drawing Title:
EXTERIOR ELEVATIONS - BLOCK B

Drawn By:	Checked By:	Date Checked:	Project No.
	CMV		18A143
Date Plotted:			Scales:
Apr 05, 2021 - 2:17pm			AS NOTED
Drawing No.:			Revision No.:
A302			2

FILE NAME: S:\2018 Projects\18A143 - Wyldewood Creek\Design Drngs\Arch\ELEVATIONS\18A143-ELEV BLOCK B.dwg



4 A303 BLOCK C SIDE 2 ELEVATION

SCALE: 1:100 REF DWG: A205, A206

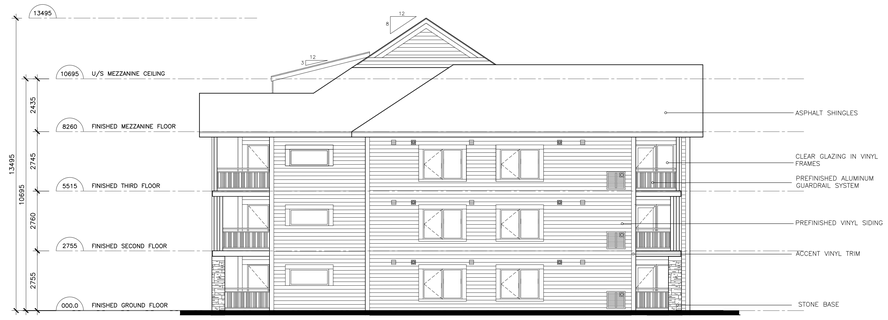

3 A303 BLOCK C SIDE 1 ELEVATION

SCALE: 1:100 REF DWG: A205, A206



2 A303 BLOCK C REAR ELEVATION

SCALE: 1:100 REF DWG: A205, A206



1 A303 BLOCK C FRONT ELEVATION

SCALE: 1:100 REF DWG: A205, A206

ALL DRAWINGS ARE THE PROPERTY OF THE ARCHITECT AND MUST BE RETURNED ON REQUEST.

THE CONTRACTOR SHALL CHECK ALL DIMENSIONS AND REPORT DISCREPANCIES TO THE ARCHITECT.

ALL DIMENSIONS ARE GIVEN IN MILLIMETRES UNLESS OTHERWISE INDICATED.

DO NOT SCALE DRAWINGS.

REVISIONS AND DISTRIBUTION LOG

No.	Date	Note
1	2019/02/04	ISSUED FOR SITE PLAN APPROVAL
2	2021/04/05	RE-ISSUED FOR SITE PLAN APPROVAL

247 Spadina Avenue, 4th floor
Toronto, Ontario
M5T 3A8
www.cmvarch.com
T 416.506.1600 F 416.506.0956

DANIEL L. COWLING LICENCE 5603

Project:
WYLDEWOOD CREEK
DESIGN DEVELOPMENT

COLLINGWOOD ONTARIO

Drawing Title:
EXTERIOR ELEVATIONS - BLOCK C

Drawn By:	Checked By:	Date Checked:	Project No.
	CMV		18A143
Date Plotted:			Scale:
Apr 05, 2021 - 2:19pm			AS NOTED
Drawing No.:			Revision No.:
A303			2

FILE NAME: S:\2018 Projects\18A143 - Wyldewood Creek\Design Drgs\Arch\ELEVATIONS\A303\18A143-ELEV BLOCK C.dwg



4 A304 BLOCK D SIDE 2 ELEVATION

SCALE: 1:100 REF DWG: A207, A208



3 A304 BLOCK D SIDE 1 ELEVATION

SCALE: 1:100 REF DWG: A207, A208



2 A304 BLOCK D REAR ELEVATION

SCALE: 1:100 REF DWG: A207, A208



1 A304 BLOCK D FRONT ELEVATION

SCALE: 1:100 REF DWG: A207, A208

ALL DRAWINGS ARE THE PROPERTY OF THE ARCHITECT AND MUST BE RETURNED ON REQUEST.

THE CONTRACTOR SHALL CHECK ALL DIMENSIONS AND REPORT DISCREPANCIES TO THE ARCHITECT.

ALL DIMENSIONS ARE GIVEN IN MILLIMETRES UNLESS OTHERWISE INDICATED.

DO NOT SCALE DRAWINGS.

REVISIONS AND DISTRIBUTION LOG

No.	Date	Note
1	2019/02/04	ISSUED FOR SITE PLAN APPROVAL
2	2021/04/05	RE-ISSUED FOR SITE PLAN APPROVAL

247 Spadina Avenue, 4th floor
Toronto, Ontario
M5T 3A8
www.cmvarch.com
T 416.506.1600 F 416.506.0956

DANIEL L. COWLING
LICENCE
5403

Project:
WYLDEWOOD CREEK
DESIGN DEVELOPMENT

COLLINGWOOD ONTARIO

Drawing Title:
EXTERIOR ELEVATIONS - BLOCK D

Drawn By:	Checked By:	Date Checked:	Project No.
	CMV		18A143
Date Plotted: Apr 05, 2021 - 2:23pm			Scale: AS NOTED
Drawing No.: A304			Revision No.: 2

FILE NAME: S:\2018 Projects\18A143 - Wyldewood Creek\Design Drwgs\Arch\ELEVATIONS\XREF\18A143-X-ELEV BLOCK D.dwg



4 A305 BLOCK E SIDE 2 ELEVATION
SCALE: 1:100 REF DWG: A209, A210



3 A305 BLOCK E SIDE 1 ELEVATION
SCALE: 1:100 REF DWG: A209, A210



2 A305 BLOCK E REAR ELEVATION
SCALE: 1:100 REF DWG: A209, A210



1 A305 BLOCK E FRONT ELEVATION
SCALE: 1:100 REF DWG: A209, A210

ALL DRAWINGS ARE THE PROPERTY OF THE ARCHITECT AND MUST BE RETURNED ON REQUEST.
THE CONTRACTOR SHALL CHECK ALL DIMENSIONS AND REPORT DISCREPANCIES TO THE ARCHITECT.
ALL DIMENSIONS ARE GIVEN IN MILLIMETRES UNLESS OTHERWISE INDICATED.
DO NOT SCALE DRAWINGS.

REVISIONS AND DISTRIBUTION LOG

No.	Date	Note
1	2019/02/04	ISSUED FOR SITE PLAN APPROVAL
2	2021/04/05	RE-ISSUED FOR SITE PLAN APPROVAL

247 Spadina Avenue, 4th floor
Toronto, Ontario
M5T 2A8
www.smvarch.com
T 416.506.1600 F 416.506.0956

DANIEL L COWLING LICENCE 5403

Project
WYLDEWOOD CREEK
DESIGN DEVELOPMENT

COLLINGWOOD ONTARIO

Drawing Title:
EXTERIOR ELEVATIONS - BLOCK E

Drawn By:	Checked By:	Date Checked:	Project No:
	CMV		18A143
Date Plotted:			Scale:
Apr 05, 2021 - 2:24pm			AS NOTED
Drawing No.:			Revision No.:
A305			2

FILE NAME: S:\2018 Projects\18A143 - Wyldewood Creek\Design Drwgs\Arch\ELEVATIONS\REF\18A143-X-ELEV BLOCK E.dwg



4 A306 BLOCK F SIDE 2 ELEVATION
SCALE: 1:100 REF DWG: A211, A212



3 A306 BLOCK F SIDE 1 ELEVATION
SCALE: 1:100 REF DWG: A211, A212



2 A306 BLOCK F REAR ELEVATION
SCALE: 1:100 REF DWG: A211, A212



1 A306 BLOCK F FRONT ELEVATION
SCALE: 1:100 REF DWG: A211, A212

ALL DRAWINGS ARE THE PROPERTY OF THE ARCHITECT AND MUST BE RETURNED ON REQUEST.
THE CONTRACTOR SHALL CHECK ALL DIMENSIONS AND REPORT DISCREPANCIES TO THE ARCHITECT.
ALL DIMENSIONS ARE GIVEN IN MILLIMETRES UNLESS OTHERWISE INDICATED.
DO NOT SCALE DRAWINGS.

REVISIONS AND DISTRIBUTION LOG

No.	Date	Note
1	2019/02/04	ISSUED FOR SITE PLAN APPROVAL
2	2021/04/05	RE-ISSUED FOR SITE PLAN APPROVAL

247 Spadina Avenue, 4th floor
Toronto, Ontario
M5T 3A8
www.cmvarch.com
T 416.506.1600 F 416.506.0966

DANIEL L. COWLING LICENCE 5403

Project:
WYLDEWOOD CREEK
DESIGN DEVELOPMENT

COLLINGWOOD ONTARIO

Drawing Title:
EXTERIOR ELEVATIONS - BLOCK F

Drawn By:	Checked By:	Date Checked:	Project No.
	CMV		18A143
Date Plotted: Apr 05, 2021 - 2:26pm			Scale: AS NOTED
Drawing No.: A306			Revision No.: 2

FILE NAME: S:\2018 Projects\18A143 - Wyldewood Creek\Design Dwgs\Arch\ELEVATIONS\[REF\18A143-E-ELEV BLOCK F.dwg