

HD-SL LED Series



Description

HD-SL is designed for sustained, long-term performance with advanced thermal management, an elegantly simple heat sink and industry leading surge protection. The economical product line provides value-oriented area lighting solutions for a variety of applications without compromising quality or performance

Specification

Housing

Die cast aluminum housing finished standard in a black powder coating.

Hardware

All exposed hardware is made of durable stainless steel, with industrial strength seals. Vertical heat fins that are optimal for heat dissipation while keeping smooth outer surface.

Interior Design & Optical

Big driver compartment. Several types of drivers available and enough space to install intelligent devices.

Exterior Design & Finish

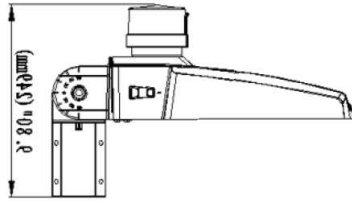
Luminaire is designed to fit post top mounting or pendant mounting with our ornamental arms and poles, and is suitable for wet locations.

Finish is electrostatically applied with thermoset polyester powder-coat.

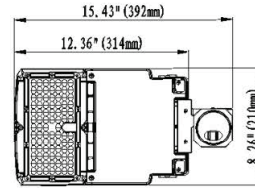



Dimensions

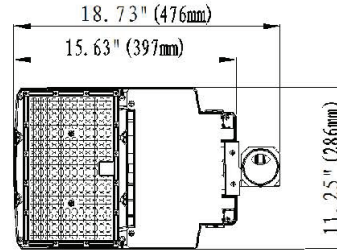
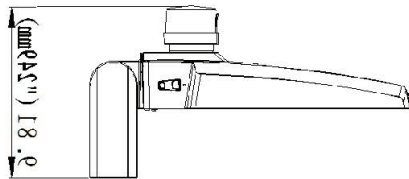
Models 30W-40W-60W (Side View)



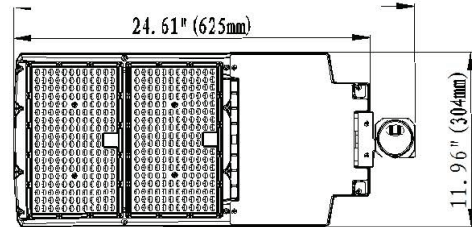
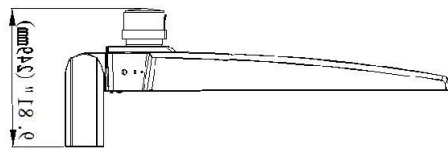
Top View



Models 100W-150W



Models 200W-300W



P1 - HD-SL-XXXX LUMENS-3000K-120V-IES TYPE IV-TWL-HSS

PRODUCT	LUMENS	CCT	VOLTAGE	OPTICS	OPTIONS	FITTER	FINIALS
HD-SL	FROM 3,750 TO 42,000 LUMENS	3000K 4000K 5000K	120v-277v	IES TYPE II (2) III (3) IV (4) V (5)	DIM Dimming control TWL Twist Lock Recept. HSS House side shield TWL Twist lock system	N/A	N/A

DIFFUSER TYPE

N/A

Color

- Standard RAL
- 6005 Green
- 7012 Grey
- 8019 Bronze
- 9011 Black/Txt
- 9016 White
- Custom RAL



DarkSky Compliant