

### Landscape Notes

#### Amenity and Bike Rack Area


4 000 x 4 000 area for amenity space and 2 000 x 3 000 area for bike rack  
 Unit concrete pavers installed on 150 deep compacted limestone screenings  
 On 200 compacted Granular A on native soil or compacted fill  
 Moveable wood picnic bench  
 Galvanized steel bike rack for 4 bikes

#### Hydroseed Specification

Tuff Turf as supplied by Pickseed  
 5% Kentucky Bluegrass  
 35% Fine Fescue  
 25% Intermediate Ryegrass  
 5% Perennial Ryegrass  
 30% Annual Ryegrass  
 Seeding rate: 1.0 kg per 30 m<sup>2</sup>

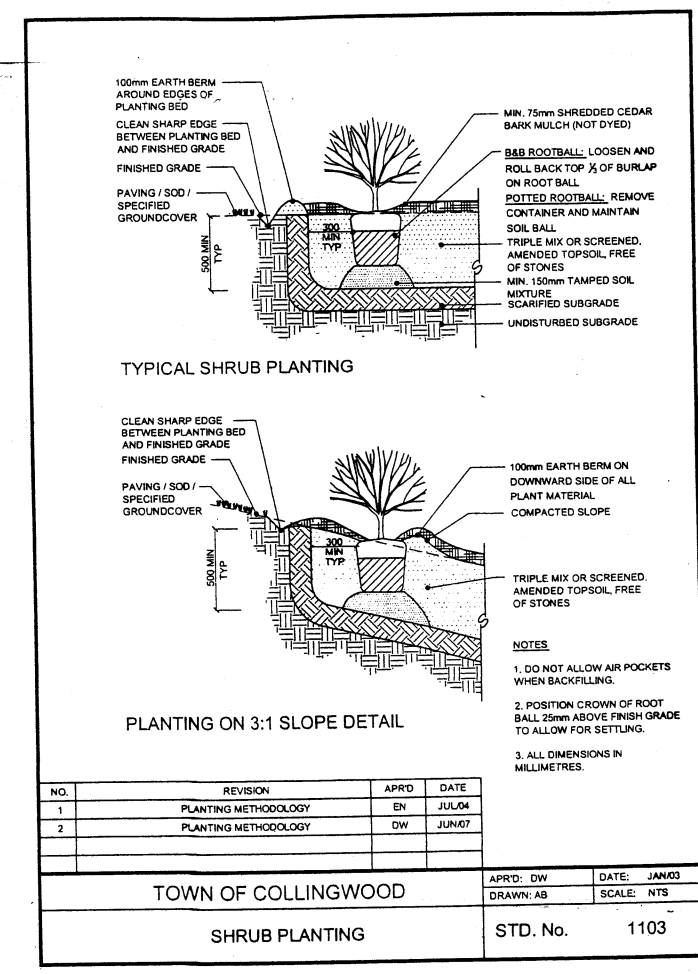
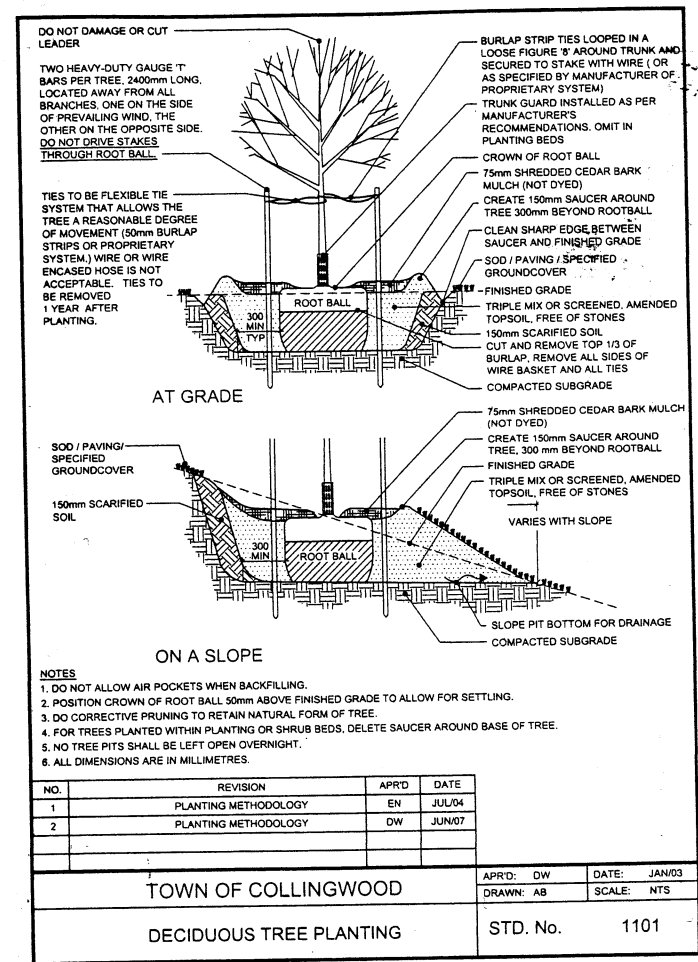
#### Shrub Planting

All shrubs must be planted in continuous mulched beds of 75 mm minimum depth mulch



#### Plant Material List

Key	Qty	Botanical Name	Common Name	Size	Roots
A	5	Acer Rubrum	Red Maple	60 mm	WB
B	6	Taxus Densiformus	Dense Yew	50 cm	Pot
C	6	Hydrangea Arb. Annabelle	Annabelle Hydrangea	50 cm	Pot
D	3	Amelanchier Canadensis	Serviceberry	45 mm	WB
E	5	Sorbaria Sorbifolia	False Spirea	50 cm	Pot



Terry Twine landscape architect

landscape design+construction management+managed forest plan approvals  
 telephone 705 286-0832  
 email: twine2@bell.net

Project  
 ISOWATER CORP.  
 Proposed Commercial Building

April 2017  
 Project No. 17 21

Drawing  
 Landscape Details