



Town of Collingwood

Planning & Building Department

Building & By-law Services

97 Hurontario Street, Box 157

Collingwood, ON L9Y 3Z5

T. 705-445-1030 | F. 705-445-2448

www.collingwood.ca

MEMO

To: Council

From: Greg Miller, Chief Building Official

Subject: 2019 Third Quarter Building Permit Activity

Date: November 15, 2019

At the end of the third quarter (Q3), Building Services have issued 758 building permits with a corresponding construction value of \$248,273,096 million compared to 585 building permits and \$61,017,968 million in construction value during the same period in 2018. Of the 758 permits issued, 315 dwellings were issued versus 142 issued in 2018. Further, 127 dwelling apartment units for the Monaco mixed used project and 16 accessory apartment units brings the total dwellings issued to the end of Q3 at 422 dwelling units. A total of 239 dwelling units were issued in 2018.

The Division has collected \$892,810 in permit revenue versus \$524,075 during the same period in 2018.

Year to date to the end of Q3 2019, 4,494 inspections were completed compared to 2,574 inspections during the same period in 2018 representing a 75% increase. The 12 month accumulated inspections completed are 4,985 and significantly higher than the 3,456 inspections completed during the same period in 2018.

There were 304 dwelling starts compared to 190 during the same period in 2018. The 12 month accumulated dwelling starts are 383 starts with a corresponding value of \$128 million. This compares to 306 dwelling starts and \$62.7 million accumulated value in the 12 months to end of Q3 2019.

Greg Miller, BSS, CBCO, C.E.T.

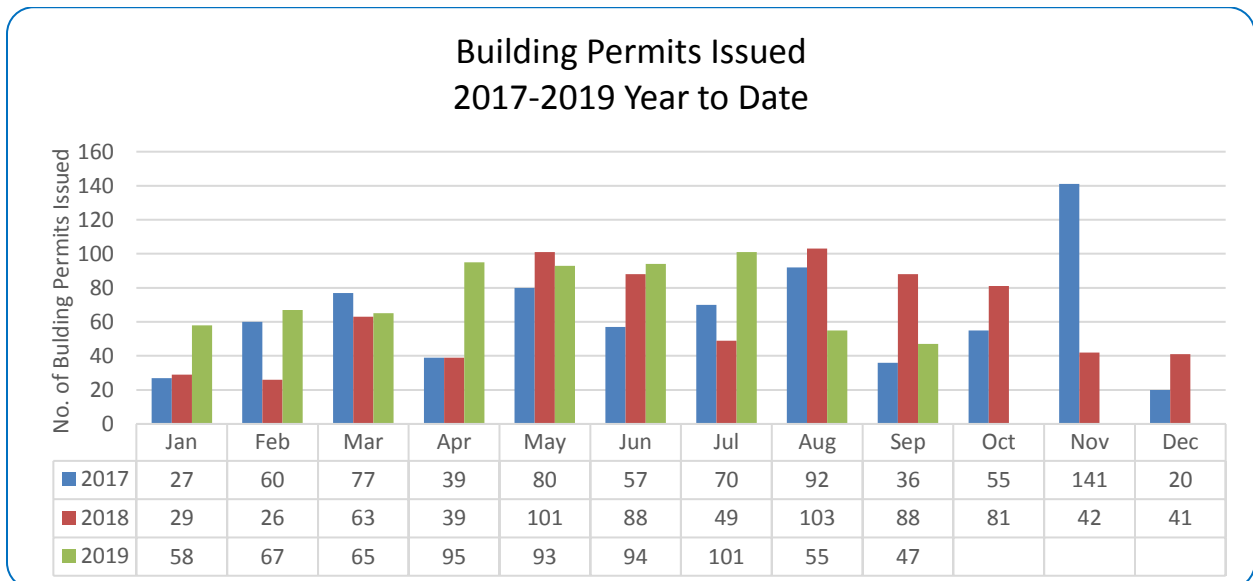
Chief Building Official

cbo@collingwood.ca

Building Permit Activity Summary: September 2019 & YTD Comparison

Building Permit Activity	2019	2018
Number of Building Permits Issued	47	88
Accumulated Permits Issued Year to Date	758	498
Construction Value of Permits Issued	\$100,234,610	\$10,055,472
Accumulated Value Year to Date	\$286,273,096	\$51,840,679
Number of Dwellings Issued	18	17
Accumulated Dwellings Issued Year to Date	315	106
Dwelling Unit Construction Starts	48	17
Construction Value of Dwellings Started	\$13,640,023	\$4,877,585
12 Month Accumulated Dwelling Starts	383	302
12 Month Accumulated Value of Dwelling Starts	\$129,539,761	\$62,609,147
Number of Inspections Completed	535	376
12 Month Accumulated Inspections Completed	4,985	3,456
Building Permit Fee Revenue	\$77,912	\$69,746
Accumulated Building Permit Fee Revenue YTD	\$892,809	\$524,075

Total Building Permits Issued 2019 (YTD end of Q3):



Major Permits Issued 2019 (YTD end of Q3):

Project	Location	Description	Project Value (\$ millions)
Monaco Development	263 Hurontario St.	6 Storey Mixed Use	\$84.0
Living Waters Resort	9 Harbour St.	Phase 4 Hotel Addition	\$13.6
Parkbridge Head Office	70 Huron St.	2 Storey Office Building	\$11.5
Holiday Inn Express	500 Hume St.	4 Storey Hotel	\$10.4
Dunn Capp	502 Hume St.	3 Storey Office Building	\$4.4
Goldmanco Inc.	175 First St.	11,600ft ² Commercial Building	\$3.0
Town of Collingwood	231 Balsam St.	Sewage Pump Station	\$3.0
Sunbelt Rentals	3 Greco Crt.	12,000 ft ² Industrial Building	\$2.9

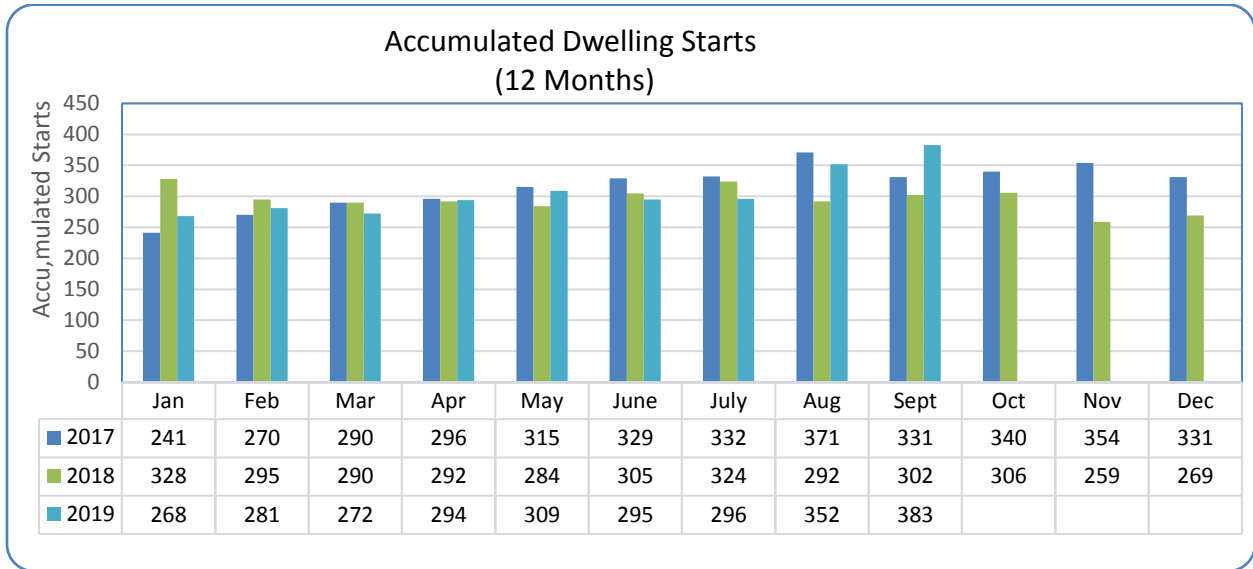
Year Over Year All Permits Issued 2019 (YTD end of Q3):

Permit Type	2017	2018	2019	3 Year Q3 Average
Building Permits	538	586	759	628
Compliance Letters	99	72	110	94
Pool Enclosure Permits	15	11	9	12
Sign Permits	53	52	50	52
Sign Variances	0	0	2	1
Fence Variances	0	1	6	2

Dwelling Permit Summary: Permits Issued 2019 (YTD end of Q3):

Dwelling Type	No. of Dwelling Units Issued		Value of Dwellings Units Issued	
	2019	2018	2019	2018
Single Detached	161	54	\$67,694,163	\$15,379,420
Single Detached - Condo	0	0	0	0
Semi Detached	6	18	\$1,990,050	\$3,038,708
Semi Detached - Condo	0	0	0	0
Apartment Conversion	16	10	\$835,000	\$660,000
Apartment	0	52	0	\$5,400,000
Apartment - Condo	127	0	\$60,000,000	0
Row Housing	112	27	\$24,960,679	\$3,737,883
Row Housing - Condo	0	29	0	\$9,731,389
Total	422	190	\$155,497,892	\$37,947,400

Accumulated Dwelling Starts 2019 (YTD end of Q3):

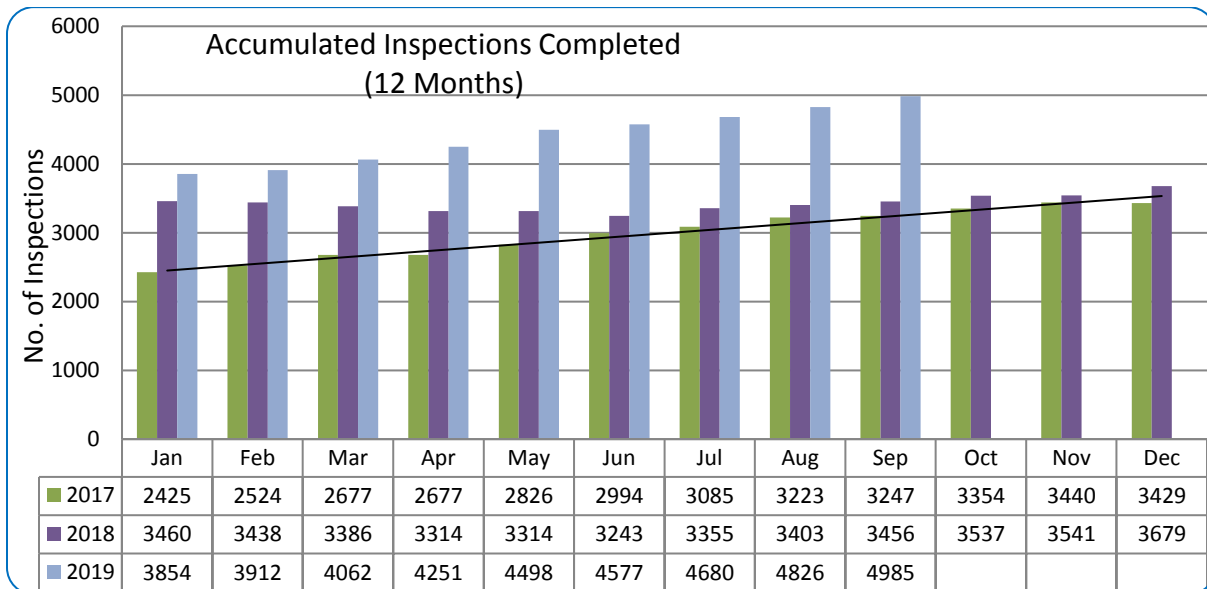


Total Number of Dwellings Starts 2019 Q3: 304

12 Month Accumulated Dwelling Starts: 383

12 Month Accumulated Value of Dwelling Starts: \$129,539,761

Building Inspection Summary 2019 (YTD end of Q3):



Total Number of Inspections Completed 2019 Q3: 3,880

12 Month Accumulated Inspections Completed: 4,985